

# Chef'sChoice®



*retail  
catalog*  
**2018**



[chefschoice.com](http://chefschoice.com)

## THE CHEF'SCHOICE PROMISE

All products that carry the Chef'sChoice® name reflect our fundamental commitment to create the world's best for our customers. Whether selecting any of the revolutionary, professional-quality knife sharpeners, food slicers, waffle makers, hot beverage appliances or related home or commercial kitchen appliances, you can be sure Chef'sChoice® products are created to perform superbly, last a lifetime and are a pleasure to own.



### Electric Sharpeners

Page 3



### Hybrid Sharpeners

Page 10



### Manual Sharpeners

Page 13



### Specialty Sharpeners

Page 19



### Food Slicers

Page 21



### Food Grinders

Page 24



### Kettles

Page 26



### Waffle Makers

Page 30



### Electric Grills

Page 34



# Electric Sharpeners



Chef'sChoice sharpeners are world renowned for quality, ease of use and applying incredibly sharp, long-lasting, better than factory edges. We offer an electric sharpener for every sharpening need, from restoring 15° and 20° fine edges to sharpening ceramic and serrated edges.

# Understanding Our Technology

## SHARPENER LEGEND

These icons indicate the features of each model:



### TRIZOR® ENGINEERED

Three distinct facets that are set at different angles to form a supportive arch-shape which creates an extremely durable, triple-bevel edge.



### DOUBLE-BEVEL ENGINEERED

Two distinct facets that are set at different angles to form a supportive arch-shape which creates an extremely durable, double-bevel edge.



### 15° SHARPENING

Applies a 15° edge to your knives.



### 20° SHARPENING

Applies a 20° edge to your knives.



### ANGLESELECT®

Sharpens both 15° and 20° edges and applies a superior 15° or 20° edge.



### XV TECHNOLOGY

Quickly and efficiently converts 20° knives to an optimal 15° edge that's sharper than you'd expect.



### CRISSCROSS®

Abrasive diamond disks with precision angle control that creates a burr-free edge with lots of bite.



### INTERDIGITATING PADS

Precision guiding system complete with 100% diamond abrasives that eliminates the guesswork of sharpening.



### MANUAL STEELING

A super hardened miniature steel coupled with precision guides for uniform and controlled edge with precision steeled "bite."



### ADVANCED SPRING GUIDES

Spring guides accommodate various knife widths, positions the blade and eliminates guesswork.



### DIAMOND HONE®

Our patented finishing stage uses fine grit diamond abrasive disks to give the ultimate finish to any knife edge.



### ULTRASTROP®

Patented flex stropping disks in the finishing stage of our sharpener which creates an unrivaled polished knife edge.



### DIAMOND ABRASIVES

Diamonds are the hardest known material on Earth. Our diamond abrasives will sharpen any alloy faster, more efficiently, and will never detemper the knife edge.



### SOFT TOUCH HANDLE

Padded ergonomic handle that provides the ideal comfort and stability for your hand.



### MANUAL FINISHING STAGE

No power needed to sharpen your knife in the final stage.



### ROLLER GUIDES

Roller guides ensure accurate angle control for creating a dependable knife finish.



### DIAMOND ULTRAFLEX™

The ultimate finishing stage for our ceramic sharpeners. Patented flex stropping disks are combined with diamond abrasives to produce a supremely sharp and durable edge for ceramic and steel knives.

## KNIFE LEGEND

These icons indicate the types of knives the model can sharpen:



**CHEF'S  
KNIVES**



**ASIAN STYLE  
KNIVES**



**SERRATED  
KNIVES**



**SPORTS  
KNIVES**



**POCKET  
KNIVES**



**CERAMIC  
KNIVES**



**CLEAVERS**



**SCISSORS**

## PROTECT YOUR INVESTMENT

Since all knives dull with use, it's important to protect your cutlery investment with the right maintenance tools. A knife's long-term performance depends on how it is resharpened.

Knives made of the finest steel will hold an edge longer, but even the best of knives dull with use—and the initial factory edge only lasts for the first few days or weeks of use.

Then for more than 99% of a knife's useful life, its edge performance depends on how it is resharpened. Replicating the initial factory edge is not particularly relevant, especially since today's modern sharpeners can apply a better than factory edge on every knife.

## HOW A KNIFE DULLS

Besides being easier and more enjoyable to use, a sharp knife is safer! Dull cutlery requires excessive force to cut, increasing the risk of knife slippage and injury. Knives become dull when the edges begin to fold or break off.

## A CUT ABOVE THE REST

**Why Chef'sChoice Sharpeners?** The answer is our unique, world renowned sharpening systems that feature diamond abrasives, precision angle guides and multi-stages. These elements work in tandem to provide users with a means to easily sharpen their knives and apply superior, SHARP, more durable edges.

## THE SCIENCE BEHIND OUR SHARP

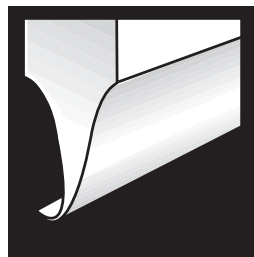
**Chef'sChoice Signature Diamond Abrasives.** Diamonds are extremely hard and remove metal efficiently without heating or damaging the blade.

**Angle Guides:** Our angle guides eliminate guesswork allowing users to apply consistent and uniform edges from tip to bolster.

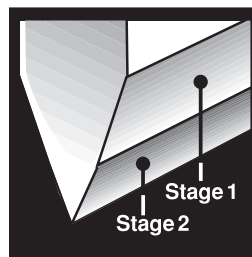
**Multi-Stages:** The secret to keeping your knives sharp longer is to create an edge that resists folding. The strongest edges are arch-shaped, not small angle, "V" or hollow ground. Our sharpeners apply arch-shaped double- or triple-bevel edges on both sides of the blade, which provides more metal to support the sharp cutting edge.



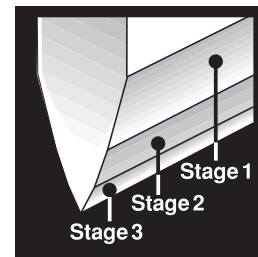
**Conventional Hollow Ground Weak Edge**



**Weak Edge "Fails"**



**Chef'sChoice® Double-Bevel**



**Chef'sChoice® Triple-Bevel**

## BEHIND EVERY GOOD KNIFE IS A GREAT SHARPENER

Chef'sChoice offers a sharpener for every budget and sharpening need. Behind every good knife, is a great sharpener. Whether you are shopping for an electric, hybrid or manual sharpener, we have a sharpener that applies a sharp, superior edge for every budget and sharpening need.

# Electric: Triple-Bevel


15

Our most critically-acclaimed professional sharpener. America’s Test Kitchen editors stated “it consistently produces edges sharper than brand new knives.” Shown in Platinum, also available in Brushed Metal.



120

Choose this sharpener for fast, foolproof results and highly durable edges for straight and serrated 20° knives. Shown in Platinum, also available in Brushed Metal, Black, and White.



Model #	SKU	UPC	Product Size (inches) WxHxD	Qty.	Size (inches) WxHxD	Cube/Weight (lbs.)
15-Platinum	O101500	O 87877 01115 5	10.00 x 4.25 x 4.25	4	13.00 x 13.25 x 12.75	1.27/20.39
120-Platinum	O120006	O 87877 00126 2	10.00 x 4.25 x 4.25	4	13.00 x 13.25 x 12.75	1.27/20.39




## Electric: Triple-Bevel



**135**

Utilizing acclaimed XV Technology, quickly converts traditional 20° blades to superior 15° edge with ease. Sharpen, Steel and Strop like a pro with this unique sharpening system that applies a Trizor engineered triple-bevel finish for either a fine, steeled, or steeled polished edge.



**130**

No experience or skill required to sharpen and steel like a pro with this professional knife maintenance and sharpening system. Customize your edge and choose between a fine, steeled or steeled polish edge with a 20° finish. Shown in Platinum, also available in Brushed Metal, Black, and White.



Model #	SKU	UPC	Product Size (inches) WxHxD	Qty.	Size (inches) WxHxD	Cube/Weight (lbs.)
135-Platinum	0135506	0 87877 06135 8	10.00 x 4.25 x 4.25	4	13.00 x 13.25 x 12.75	1.27/20.55
130-Platinum	0130506	0 87877 00136 1	10.00 x 4.25 x 4.25	4	13.00 x 13.25 x 12.75	1.27/21.75

# Electric: Double-Bevel


## 1520

It's the world's most versatile sharpener, engineered to apply incredibly sharp edges on all your Euro/American and Asian style knives—both 15° and 20° class. Shown in White, also available in Black and Brushed Metal.



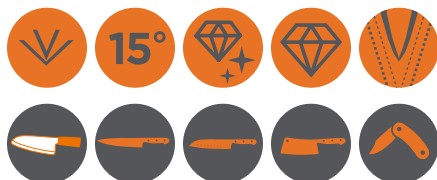
## 315

Featuring our patented XV technology that quickly and efficiently converts any knife to a 15° double-bevel finish. Shown in Black, also available in White.



## 702

Using Diamond UltraFlex™ technology, this ground-breaking electric sharpener applies an incredibly sharp edge to BOTH ceramic and steel knives.




Model #	SKU	UPC	Product Size (inches) WxHxD	Qty.	Size (inches) WxHxD	Cube/Weight (lbs.)
1520-White	0115200	0 87877 01520 7	10.00 x 4.25 x 4.25	4	13.00 x 13.25 x 12.75	1.27/20.39
315-Black	0315101	0 87877 03151 1	8.38 x 4.25 x 4.25	4	13.00 x 13.75 x 11.13	1.15/18.86
702-White	170200	0 87877 00702 8	TBD	4	TBD	TBD




## Electric: Double-Bevel

316



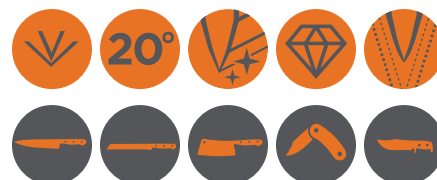
Designed to apply a factory sharp, precision edge on all contemporary Asian style knives, Chinese style cleavers and the thinner, traditional single-bevel Japanese blades as well as contemporary Euro/American style knives.

320



Creates a double-bevel factory quality 20° edge in just minutes with UltraStrop® finishing. Ideal for both straight and serrated blades. Shown in White, also available in Platinum.

312



Compact and budget-friendly, this 2-Stage sharpener applies sharp and reliable cutting edges using 100% diamond abrasives. Shown in White, also available in Platinum.

Model #	SKU	UPC	Product Size (inches) WxHxD	Qty.	Size (inches) WxHxD	Cube/Weight (lbs.)
316-Black	0316000	0 87877 01316 6	8.38 x 4.25 x 4.25	4	13.00 x 13.75 x 11.13	1.15/19.06
320-White	0320000	0 87877 00320 4	8.50 x 4.00 x 4.00	4	13.00 x 13.75 x 11.13	1.15/19.30
312-White	0312000	0 87877 00312 9	8.00 x 4.00 x 4.50	4	13.00 x 13.75 x 11.13	1.15/18.86

# Hybrid® Sharpeners



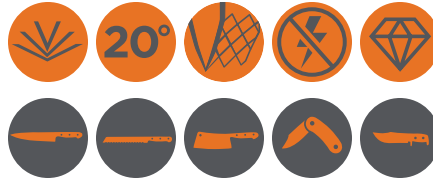
Our budget-friendly Hybrid® Sharpeners combine electric and manual sharpening stages to apply Chef'sChoice signature long-lasting and durable edges.

## Hybrid®: Triple-Bevel



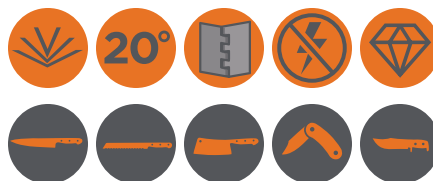
**270**

Applies a durable Trizor engineered triple-bevel edge with our advanced CrissCross® sharpening technology. Shown in White, also available in Black.



**250**

Compact and versatile, this Hybrid® sharpener uses 100% diamond abrasives to create a Trizor engineered triple-bevel edge.



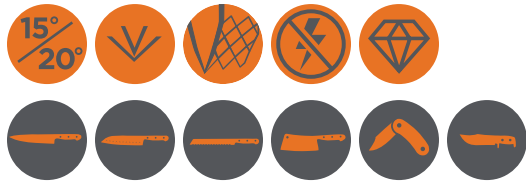
Model #	SKU	UPC	Product Size (inches) WxHxD	Qty.	Size (inches) WxHxD	Cube/Weight (lbs.)
270-White	0270100	0 87877 10270 9	3.13 x 3.75 x 9.13	4	11.50 x 13.50 x 11.13	1.00/12.07
250-White	0250100	0 87877 10250 1	8.88 x 3.75 x 3.38	4	11.38 x 13.38 x 10.88	0.96/11.65



# Hybrid®: Double-Bevel

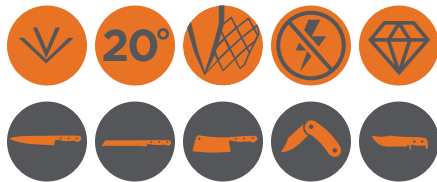
290

Our most advanced Hybrid® sharpener that combines AngleSelect® engineering and CrissCross® sharpening technology to produce exceptionally sharp double-bevel edges on both 15° and 20° class knives.



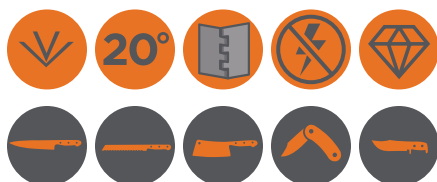
220

Craft an exceptionally sharp double-bevel edge with a 20° finish on your knives thanks to our patented CrissCross® technology.



210

Efficient Hybrid® sharpener with 100% diamond abrasive in both stages that crafts a durable double-bevel 20° finish on your knives.



Model #	SKU	UPC	Product Size (inches) WxHxD	Qty.	Size (inches) WxHxD	Cube/Weight (lbs.)
290-Black	0290101	0 87877 11290 6	9.88 x 3.88 x 4.13	4	13.00 x 13.25 x 12.75	1.27/14.95
220-White	0220100	0 87877 10220 4	7.50 x 3.88 x 3.25	4	10.75 x 13.25 x 10.25	0.99/10.80
210-White	0210000	0 87877 10210 5	7.50 x 3.88 x 3.25	4	10.75 x 13.25 x 10.25	0.85/10.17

# Manual Sharpeners



Our commitment to quality and advanced technology is apparent in every manual knife sharpener that carries the Chef'sChoice name. We offer a manual sharpener for every budget and sharpening need!

# Manual: Double-Bevel

## 4643

Create a superior double-bevel 15° and 20° edges with our patented AngleSelect® technology. A compact and quality sharpener that won't break the bank.



## 4623

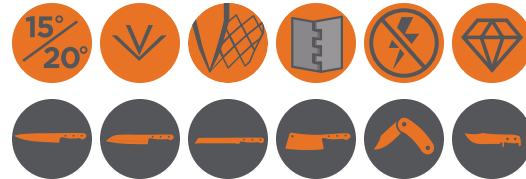
Versatile and compact, this sharpener uses AngleSelect® technology to create consistently sharp edges on 15° and 20° knives with a modern stainless steel housing.



Model #	SKU	UPC	Product Size (inches) WxHxD	Qty.	Size (inches) WxHxD	Cube/Weight (lbs.)
4643-Pearl Grey	4643009	0 87877 46439 5	9.25 x 2.63 x 2.00	6	15.00 x 8.50 x 11.25	0.83/5.18
4623-Black	4623009	0 87877 46239 1	7.63 x 2.25 x 2.38	6	8.75 x 6.63 x 8.63	0.29/3.47

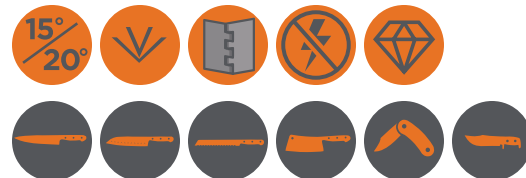


## 4640



AngleSelect® technology engineered to create a durable double-bevel edge on both 15° and 20° knives. Ergonomic ribbed handle for a secure grip. Slip resistant rubber feet hold fast to work surface.

## 4633



Create superior double-bevel 15° and 20° edges with our patented AngleSelect technology. A compact and quality sharpener that is affordable and transportable.

## 463



Applies a flawless double-bevel 15° edge using CrissCross® sharpening technology. Dubbed “Favorite Manual Sharpener” for 15° edges by America’s Test Kitchen editors.

Model #	SKU	UPC	Product Size (inches) WxHxD	Qty.	Size (inches) WxHxD	Cube/Weight (lbs.)
4640-Black	4640900	0 87877 46409 8	9.13 x 2.75 x 2.13	6	15.00 x 8.50 x 11.25	0.83/4.34
4633-Black	4633900	0 87877 46339 8	9.13 x 2.75 x 2.13	6	9.88 x 7.00 x 8.38	0.34/4.54
463-Black	4630100	0 87877 46301 5	8.50 x 2.75 x 2.13	6	12.25 x 6.88 x 6.75	0.33/4.66

# Manual: Double-Bevel


## 464

Efficient CrissCross® technology in the final stage that provides precise bevel angle control with 100% diamond abrasives for a durable double-bevel edge for 20° knives.



## 445

Budget-friendly manual sharpener that features our Interdigitating Pad technology complete with 100% diamond abrasives in both stages and guides that eliminate the guesswork of sharpening. Ergonomic ribbed handle for a secure grip.



Model #	SKU	UPC	Product Size (inches) WxHxD	Qty.	Size (inches) WxHxD	Cube/Weight (lbs.)
464-Black	4640100	0 87877 46401 2	8.50 x 2.75 x 2.13	6	15.25 x 9.25 x 10.38	0.85/4.66
445-Pearl Grey	4450105	0 87877 44505 9	8.50 x 2.75 x 2.13	6	15.25 x 9.25 x 10.38	0.85/4.28



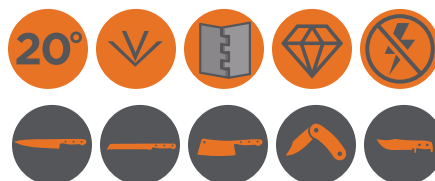
## 460

Precision roller guides ensure accurate angle control for creating a durable double-bevel 20° finish. Shown in Chrome, also available in Platinum.



## 450

Integrates precision sharpening angle control with diamond abrasives in an easy to use design that is safe for quality knives.



Model #	SKU	UPC	Product Size (inches) WxHxD	Qty.	Size (inches) WxHxD	Cube/Weight (lbs.)
460-Chrome	4600700	0 87877 46007 6	7.00 x 2.38 x 2.38	6	10.13 x 9.50 x 8.75	0.49/3.67
450-Black	4500100	0 87877 45000 8	7.00 x 2.38 x 2.38	6	16.75 x 6.50 x 9.50	0.60/3.87



# Manual: Double-Bevel

476

Small but mighty, this compact sharpener uses high-quality tungsten carbide and ceramic sharpening elements to apply a sharp and uniform edge. Fits easily in drawer, tackle box, glove box or backpack.



480B

Rugged, multi-purpose and pocket-sized, it's ideal for quick and convenient sharpening of knives, tools and sports accessories.



480KS

Features roller guides with medium and coarse diamond abrasive pads for ultra-honing and tools (including machetes and axes). Magnetic holder keeps pads in place. Storage hatch with cover for pads and small items. Scissor sharpener with separate angle guides included.



Model #	SKU	UPC	Product Size (inches) WxHxD	Qty.	Size (inches) WxHxD	Cube/Weight (lbs.)
476-Black/Red	4760100	0 87877 47602 2	3.875 x 1.625 x 1.50	6	6.25 x 7.00 x 4.75	0.12/0.95
480B-Black	4800500	0 87877 48050 0	5.88 x 1.25 x 2.38	24	11.88 x 11.75 x 8.13	0.66/4.64
480KS-Black	4800400	0 87877 48040 1	5.50 x 1.25 x 2.38	6	7.88 x 5.75 x 6.75	0.18/2.27

# Specialty Sharpeners



From machetes and axes to knives and other tools, our specialty sharpeners will help you craft and customize your edges.

## Specialty Sharpeners

400

### DIAMOND SHARPENING STONES

We use the ideal “single stone sharpening grit” and bond it onto an exceptionally flat steel sharpening surface, to create the ultimate sharpening stones. Housed in a solid wood box with rubber feet to secure hold to bench or table surface. Available in 3 sizes: 2" x 4"; 2" x 6" and 2" x 8".



416

### DIAMOND SHARPENING STEEL

Available in three lengths, our diamond sharpening steels are the world's finest! Available in 8-inch, 10-inch and 12-inch. Light and perfectly balanced with easy grip, non-slip textured handle.



420

### DIAMOND SHARPENER FILE

Perfect tool for do-it-yourselfers! Unique and versatile diamond abrasive sharpener and file that features our unique MagneLok® holder that allows for quick changing of diamond pads. Comes with 3 diamond abrasive pads: fine, medium and coarse.



Model #	SKU	UPC	Product Size (inches) WxHxD	Qty.	Size (inches) WxHxD	Cube/Weight (lbs.)
400-2" x 4"	4002401	0 87877 40000 3	5.63 x 10 x 1.63	12	13.13 x 6.25 x 9.38	.46 / 4.63
400-2" x 6"	4002601	0 87877 40261 8	5.63 x 11.25 x 1.63	12	13.13 x 6.25 x 9.38	.46 / 4.63
400-2" x 8"	4002801	0 87877 40281 6	5.63 x 13 x 1.63	12	13.13 x 6.25 x 9.38	.46 / 4.63
416-8"	4160801	0 87877 41608 0	2.13 x 1.13 x 13.38	6	21.25 x 5.38 x 7.00	0.46/3.84
416-10"	4161001	0 87877 41610 3	2.13 x 1.13 x 15.75	6	21.25 x 5.38 x 7.00	0.46/4.14
416-12"	4161201	0 87877 41612 7	2.13 x 1.13 x 17.75	6	21.25 x 5.38 x 7.00	0.46/4.38
420	4200100	0 87877 42000 1	11.00 x 0.88 x 1.25	6	21.25 x 5.38 x 7.00	0.46/6.13



# Food Slicers



Chef'sChoice slicers are commercial quality with continuous duty cycles and larger, professional use blades. Anyway you slice it, our electric food slicers are ideal for buying in bulk, enjoying the taste of freshly sliced foods, cutting calories, portion control and uniform slicing for serving elegant platters when entertaining family and friends.



# Electric Food Slicers

## 609A

Cast aluminum body with tilted food carriage for quick and efficient slicing. 7" multi-purpose stainless steel blade that slices a wide variety of food. "Easy-Clean" design—blade, food carriage, food pusher and food deflector all remove easily for cleaning. Large capacity food carriage retracts fully to permit slicing for extra large roasts, hams and other foods. Powerful, cool running, high torque motor, gear drive. Precision slice thickness control slices from deli-thin to approximately 3/4" thick. Serving tray included.



## 615A

Cast aluminum and stainless steel body with tilted food carriage for quick and efficient slicing. 7" multi-purpose stainless steel serrated blade that slices a wide variety of food. Extraordinary powerful high torque motor with gear drive. Cantilever design for large platters and includes metal food pusher. Precision slice thickness control slices from deli-thin to approximately 3/4" thick. Serving tray included.



Model #	SKU	UPC	Product Size (inches) WxHxD	Qty.	Size (inches) WxHxD	Cube/Weight (lbs.)
609A	609A000	0 87877 609017	15.50 x 11.00 x 10.38	2	24.50 x 13.38 x 17.00	3.22/22.94
615A	615A000	0 87877 615018	15.50 x 11.00 x 10.38	2	24.50 x 13.38 x 17.00	3.22/26.83

## Electric Food Slicers



**663**

Rugged, commercial quality die cast metal body with tilted food carriage for quick and efficient slicing. 8.6" commercial quality, stainless steel blade. Powerful induction motor for extremely quiet operation. Precision slice thickness control slices from deli-thin to approximately 1" thick. Easy clean design.



**665**

Rugged, commercial quality die cast aluminum body with tilted food carriage for quick and efficient slicing. 8.5" high quality stainless steel serrated blade. Complete with blade cover for reduced friction and easier slicing. Powerful high torque motor and reliable, smooth gear drive operation for continuous, non-stop slicing. Precision thickness control slices from deli-thin to approximately 1" thick. Cantilever design delivers sliced food directly to large trays or platters. Easy access for cleaning and includes metal food pusher.



**672**

Rugged, commercial quality die cast metal body with tilted food carriage for quick and efficient slicing. 9.8" commercial quality, stainless steel blade. Powerful induction motor for extremely quiet operation. Precision slice thickness control slices from deli-thin to approximately 1" thick. Easy clean design.

Model #	SKU	UPC	Product Size (inches) WxHxD	Qty.	Size (inches) WxHxD	Cube/Weight (lbs.)
663	6630000	0 87877 66300 2	19.00 x 16.00 x 19.00	1	21.00 x 16.83 x 23.13	4.73/38.91
665	6650000	0 87877 66500 6	18.50 x 12.50 x 12.00	2	28.50 x 21.50 x 15.00	5.32/35.50
672	6720000	0 87877 67200 4	21.25 x 14.00 x 19.00	1	20.75 x 17.00 x 23.25	4.75/40.13

# Food Grinders



Our stand alone electric food grinder and mixer attachments are “feature-full” and built to perform!

## Professional Food Grinders



**720**

Grind up to 3.5 pounds of meat per minute with this commercial quality, electric food grinder that features an advanced high-torque gear drive system for high output, even with the toughest of meats! Compact, small footprint with a large capacity die-cast metal hopper. Gets the job done with 3-way control switch for grinding, stuffing and reverse. Re-settable motor overload protection. Includes 3 stainless steel grinding plates (fine 3mm; medium 4.5mm and coarse 8mm) and forged grinding sausage stuffing kit. Powerful motor, 350-400 watts.



**797**

Precision engineered stainless steel grinder attachment specifically designed to fit all KitchenAid® stand mixers. Includes 3 grinder plates: fine, medium and coarse. Forged stainless steel cutting blade. Generous capacity stainless steel hopper with plastic food pusher. Easy to attach, detach and clean in dishwasher or sink.

*KitchenAid® is a registered trademark of KitchenAid, U.S.A.  
This attachment is not a product of KitchenAid or Whirlpool Corp.*



**796**

All metal food grinder attachment designed to fit all KitchenAid® stand mixers. Features a forged steel cutting blade and comes with two stainless steel grinder plates (medium to coarse). Designed with a generous metal food hopper and food pusher that stores grinding plates. Easy to attach and clean.

*KitchenAid® is a registered trademark of KitchenAid, U.S.A.  
This attachment is not a product of KitchenAid or Whirlpool Corp.*

Model #	SKU	UPC	Product Size (inches) WxHxD	Qty.	Size (inches) WxHxD	Cube/Weight (lbs.)
720-Professional Food Grinder	7200000	0 87877 72000 2	11.63 x 15.25 x 7.50	2	24.13 x 11.88 x 15.38	2.55/27.76
797-Stainless Grinder Attachment	7975001	0 87877 79751 6	8.00 x 8.00 x 6.50	2	9.00 x 6.63 x 13.68	0.47/9.85
796-Metal Food Grinder Attachment	7965001	0 87877 79651 9	8.25 x 10.00 x 8.25	2	10.38 x 9.50 x 9.13	0.52/6.30



# Kettles



See our complete selection of quality electric kettles—  
from precise temperature to double wall vacuum, we serve it up hot!  
And they're fast—they'll heat up water quicker than  
a stove or microwave oven.

## KETTLE LEGEND

These icons indicate the features of each model:



### PRECISE TEMPERATURE CONTROL

Controlled water temperature for up to 6 various settings.



### AUTO SHUT OFF/BOIL DRY

When water reaches boiling, the kettle will beep and shut-off. Kettle also automatically shuts off when kettle is dry.



### ILLUMINATED

Kettle has convenient, illuminated feature.



### ENCLOSED HEATING ELEMENT

Protects heating element from water so there is no mineral buildup.



### WATER LEVEL GAUGE

Convenient water level gauge for right- or left-hand use.



### 360° SWIVEL DESIGN

Cords stores neatly in base, adjusts to desired length.



**686**

Function meets form with this modern yet classically designed feature-full kettle. One button temperature select with choice of six settings: Delicate, Green, White, Oolong, French Press (for pouring perfectly heated water for French Press brewing) and Boil. Generous 1  $\frac{3}{4}$  quarts (1.4 liter) capacity.



**685**

Classically styled and a pleasure to use, this polished chrome kettle has many features that are sure to make heating water quick, easy and convenient. Large capacity, 1  $\frac{1}{3}$  quarts (1.3 liters).



Model #	SKU	UPC	Product Size (inches) WxHxD	Qty.	Size (inches) WxHxD	Cube/Weight (lbs.)
686	6860001	0 87877 68601 8	8.75 x 9.00 x 9.50	4	9.13 x 10.13 x 34.88	0.43/14.28
685	6850000	0 87877 68500 4	9.38 x 8.75 x 7.88	4	18.00 x 18.00 x 9.00	1.69/14.00

# Electric Kettles

682

Watching water boil is a visual delight with this charming glass and brushed stainless steel kettle. When heating, the switch and perimeter band are illuminated for convenience and added appeal. Capacity: 1 ¾ quarts (1.7 liters). 1500 watts.



680

Efficient and elegant, it's perfectly shaped for quick and easy pouring. Beautifully crafted from heat resistant glass and brushed stainless steel, it's both stylish and functional. Generous 1 ½ quart (1.5 liters) capacity.



691

Handsomely crafted, this double wall true vacuum kettle is insulated for maximum temperature retention. Food grade, unbreakable 18/8 stainless steel inner and outer shell construction. Rapidly boils water and keeps it hot for your convenience, for up to 4 hours. Quiet heat and boil operation. Includes an anti-spill lever mechanism. 1.2 liter capacity, also available in 1.5 liter size (Model 692).



Model #	SKU	UPC	Product Size (inches) WxHxD	Qty.	Size (inches) WxHxD	Cube/Weight (lbs.)
682	6820001	0 087877 68201 0	8.00 x 9.50 x 5.75	4	9.25 x 12.38 x 35.88	2.38/16.87
680	6800001	0 87877 68001 6	8.88 x 9.50 x 6.75	4	19.50 x 10.25 x 16.00	1.85/14.82
691	6910001	0 87877 69101 2	8.38 x 9.13 x 6.25	4	18.63 x 10.63 x 16.88	1.93/15.38
692	6920001	0 87877 69201 9	8.25 x 10.63 x 6.25	4	18.63 x 11.25 x 16.88	2.05/16.56



**681**

All brushed stainless steel constructed kettle body and lid. Easy pour handle. Large capacity over 1 ¾ quarts (1.7 liters). 1500 watts.



**677**

Sleek and functional, this high-quality kettle makes for an eye pleasing counter top centerpiece. With 1500 watts of power, it reaches full boil quickly. Large capacity 1 ¾ quarts (1.7 liters).



**673**

Enjoy tea for two with our smallest electric kettle. Compact and lightweight, it has a 1-quart (1.0 liter) capacity and is a graceful addition to any kitchen.



Model #	SKU	UPC	Product Size (inches) WxHxD	Qty.	Size (inches) WxHxD	Cube/Weight (lbs.)
681	6810001	0 87877 68101 3	8.25 x 9.13 x 6.25	4	33.50 x 10.50 x 9.25	1.88/14.90
677	6770001	0 87877 67700 9	8.25 x 7.63 x 6.63	4	35.38 x 10.0 x 10.63	2.18/13.78
673	6730101	0 87877 67301 8	8.25 x 7.63 x 6.63	4	35.38 x 10.0 x 10.63	2.18/13.78



# Waffle Makers & More



Fresh Baked In Minutes!

Waffles, pizzelles, waffle cones and more can be made fresh, flavorful and at anytime or anywhere with our selection of baking appliances!



## WAFFLE MAKER LEGEND

These icons indicate the features of each model:



### WAFFLE READY "INDICATOR"

Light comes on and unit beeps when waffle is ready.



### READY TO BAKE LIGHT

Indicator light on when waffle maker reaches ready to bake temperature.



### BAKING LIGHT

Light indicates unit is in baking cycle.



### EASY CLEAN

Superior, nonstick baking surface for easy cleaning.



### SPACE SAVING

Upright storage helps save counter space, with builtin cord storage.



### FAST AND DELICIOUS

Waffle are ready in less than 90 seconds.



### HOMEMADE OR QUICK MIX

Ideal for homemade or quick mix batters. Recipes included.



### QUAD® CUSTOM BAKING

Select your ideal flavor, texture and color with our unique Quad® baking system.



### ALWAYS READY TO BAKE

Instant temperature recovery so waffle maker is always Ready to Bake.



854

Extremely Fast! Our Quad® system bakes 4 waffles in under 3 minutes! Precise temperature control for consistent and even baking. Even filling and baking of batter. Superior, nonstick, easy release and clean coating. "Waffle Ready" beeper. Floating hinge for uniform waffle thickness. Latching handle. Recipes included.



852

Freshly baked, classic waffles in under 2 minutes! Consistent even heating with adjustable baking control. Floating Hinge for uniform waffle thickness. Superior, nonstick, easy release coating. Latching handle. Recipes included.



Model #	SKU	UPC	Product Size (inches) WxHxD	Qty.	Size (inches) WxHxD	Cube/Weight (lbs.)
854-Belgian Waffle Maker	8540000	0 87877 85400 4	9.13 x 4.50 x 12.63	2	13.13 x 15.25 x 11.88	1.38/17.42
852-Belgian Waffle Maker	8520000	0 87877 85200 0	10.50 x 5.25 x 8.63	4	13.50 x 20.25 x 12.38	1.96/24.85

# Waffle Makers & More

830

Show your love with our traditional “Five-of-Hearts” design. In less than 90-seconds you can enjoy the fresh baked taste of homemade waffles. Floating Hinge for stainless steel lid ensures uniform baking and waffle thickness. “Waffle Ready” lights. Overflow channel for easy cleaning. Recipes included.



830B

Fast bake, delicious **Belgium** waffles. Enjoy the flavor and aroma of homemade waffles served up quick and easy. Includes Floating Hinge for stainless steel lid that ensures uniform baking and waffle thickness. “Waffle Ready” lights. Overflow channel for easy cleaning. Recipes included.



834

## PIZZELLE MAKER

More pizzelles, faster! Bakes 2 traditional sized, beautifully patterned pizzelles in less than 30-seconds! These thin, delicate 4 ¾" cookies are perfectly sized for cannolis. Consistent, even heat baking. Nonstick, quick release coating. Easy clean overflow channel. Recipes included.



Model #	SKU	UPC	Product Size (inches) WxHxD	Qty.	Size (inches) WxHxD	Cube/ Weight (lbs.)
830-“Five-of-Hearts” Waffle Maker	8300000	0 87877 00830 8	8.75 x 3.13 x 9.50	4	16.25 x 12.63 x 11.50	1.39/21.07
830B-Belgian Waffle Maker	8300100	0 87877 83100 5	8.75 x 3.13 x 9.50	4	16.25 x 12.63 x 11.50	1.37/22.06
834-Pizzelle Maker	8340000	0 87877 83400 6	12.38 x 5.00 x 10.50	4	23.50 x 14.25 x 12.50	2.42/26.60



835

## PIZZELLE MAKER

A trio of tasty delights—bakes 3 pizzelles in less than 60 seconds! Ideal size for making mini cannolis. Bakes thin, delicate, 3" party size pizzelles in one batch. Easy open/close handle. Consistent, even heat baking. Includes cannoli rolling form, spoon and recipes.



838

## WAFFLE CONE MAKER

Enjoy delicious, homemade sugar cones or waffle bowls in just 2 minutes. Color Select control, choose from golden to brown. These fresh baked delights are sure to please. Convenient, easy open/close handle. Overflow channel for easy cleaning. Cone rolling form and recipes included.



839

## KRUMKAKE MAKER

Scrumptious, homemade KrumKakes, ready to serve in only 2 minutes! Ideal for 6" or smaller cookies. Color Select control, choose from golden to brown. Easy clean overflow channel. Includes cone form and recipes.



810

## EGG COOKER

Cook up to 7 eggs in minutes—exactly the way you like them. In the same batch, eggs can be combined to cook some as soft, others medium or hard boiled! Separate tray for poaching 3 eggs at once. Elegant, brushed stainless steel design. Easy clean, nonstick coated water reservoir that is ample sized for multiple cooking cycles. Reliable electronic timer.



Model #	SKU	UPC	Product Size (inches) WxHxD	Qty.	Size (inches) WxHxD	Cube/Weight (lbs.)
835-Pizzelle Maker	8350000	0 87877 83500 3	12.38 x 5.00 x 10.50	4	23.50 x 14.25 x 12.50	2.42/26.60
838-Waffle Cone Maker	8380000	0 87877 83800 4	8.75 x 3.13 x 9.50	4	16.50 x 12.50 x 13.00	1.55/20.37
839-KrumKake Maker	8390000	0 87877 83900 1	8.75 x 3.13 x 9.50	4	16.50 x 12.50 x 13.00	1.55/19.61
810-Egg Cooker	8100001	0 87877 81001 7	8.00 x 7.13 x 7.00	6	27.00 x 18.00 x 10.38	2.92/17.52



# Electric Grills





**878**

## INDOOR ELECTRIC GRILL

Enjoy delicious seared flavor on your favorite grilled foods any time of year. Ideal for searing, steaks, burgers and more with 1500 watts of power. Adjustable temperature control for grilling a variety of foods. Features a stainless steel drip tray that removes for sink or dishwasher cleaner. Grill plate surface is 14 5/8" x 9 5/8" (141 square inches).



**G880**

## GRIDDLE PLATE FOR THE ELECTRIC GRILL

Ceramic nonstick coated cast metal grill plate is specifically designed for the Model 878 Indoor Electric Grill. Grease and oils drain away for healthier cooking. Grill plate surface is 13 3/4" x 8 5/8" (119 square inches).

Model #	SKU	UPC	Product Size (inches) WxHxD	Qty.	Size (inches) WxHxD	Cube/Weight (lbs.)
878-Indoor Electric Grill	8780000	0 87877 88000 0	18.88 x 4.75 x 11.75	2	20.88 x 14.50 x 17.00	2.98/30.28
G880-Griddle Plate for the Electric Grill	G880109	0 87877 88500 8	15.50 x 15.0 x 9.65	2	8.00 x 10.50 x 16.75	0.81/6.88



# An American

# Invention...



Born in a Pennsylvania basement, sold today in over 80 countries ...

Our story began with a retired DuPont engineer, a turkey, and dull knives. Thanksgiving 1983, EdgeCraft Founder Dan Friel tried to carve the holiday turkey with dull knives. Embarrassed with the results, he became determined to create a knife sharpener that was easy to use and created consistent, superior edges.

Working in his basement, Friel used plastic flower pots for molds and handmade abrasives to create a prototype. In 1985, that prototype took sharpening from its primitive roots of sharpening sticks, elementary sharpening wheels and grinding belts to the introduction of the world's first precision guided electric sharpener; and the launch of the Chef'sChoice® brand.

That first sharpener received accolades from food experts and chefs worldwide, including Pierre Franey, Jacques Pépin, Julia Child and Craig Claiborne. Today, our product offerings have expanded from electric knife sharpeners to include manual and hybrid sharpeners, food slicers, hot beverage makers, waffle makers, indoor grills and more. The Chef'sChoice brand is recognized as a leader in small kitchen electrics and our products are sold in over 80 countries throughout the world.



**WE BUILD TO PERFORM AND ENGINEER FOR EXCELLENCE!**

*Chef'sChoice*  
*our story*



[chefschoice.com](https://chefschoice.com)

**Chef'sChoice®**

©2018 The Legacy Companies, LLC.  
825 Southwood Road, Avondale, PA 19311 U.S.A.  
1-800-342-3255  
C128301 v20 B18